

Maintenance instructions

Maintenance for wooden parts

General principle is, that there will be chosen same type of paint as in original treatment.

Lappset delivers maintenance paint for wooden parts in 1 litre, but you are also able to purchase similar product from your local hardware store according to the closest RAL code.

Follow the instructions for painting conditions, given by paint manufacturer.

Preparations
















1. Clean surfaces with brush.
2. Wash surfaces with paint remover.
3. Wash possible molded surfaces with hypochlorite solution for mould removal.
4. Rinse the surfaces carefully with clean water, from above downwards, e.g. with spray
5. Remove old paint.
6. Sand clean and dry surface (sandpaper 240-280) and remove sanding dust.

If you are not sure, which paint or treatment you should choose, please contact our customer service or your local Lappset representative.

Finno, Fitness, Streetworkout & Senior Sport

Check what year your product was shipped and select correct maintenance paint / treatment according to table.

					Posts and beams			
					Colour	Sävy	Huoltomaali	Tilausnimike 1 l.
	x				Dark brown	no RAL code available	Matt cover paint	911782
	x				Brown	no RAL code available	Matt cover paint	911784
	x				Grey	no RAL code available	Matt cover paint	911786
		x			Dark brown	no RAL code available	Tone wood stain/oil	910716
		x			Brown	no RAL code available	Tone wood stain/oil	910715
		x			Grey	no RAL code available	Tone wood stain/oil	910717
			x		Dark brown	RAL 8019	Semi-matt cover paint	916585
			x		Brown	RAL 8024	Semi-matt cover paint	916928
			x	x	Grey	RAL 7042	Semi-matt cover paint	911101
				x	Brown	RAL 8002	Semi-matt cover paint	911112
				x	Red	RAL 3011	Semi-matt cover paint	911103
				x	Yellow	RAL 310-5	Semi-matt cover paint	911102
				x	Green	RAL 6020 or 6028	Semi-matt cover paint	911117

* Please note, presented RAL codes are only references of the original shade used.



Finno products
launched in 2014



Finno products
products before 2014

2014 -
-2014

			Walls and other wooden and plywood parts (cover paints)			
			Colour	Original paint closest to*	Description of used paint	Lappset order code 1 l.
	X		Dark grey	RAL 7024	Cover paint	917681
	X		Light grey	RAL 7040	Cover paint	917680
	X		Red	RAL 3020	Cover paint	911167
	X		Blue	RAL 640-2	Cover paint	917678
	X		Green	RAL 6018	Cover paint	914949
	X		Yellow	RAL 1003	Cover paint	917679
	X		Lime green	RAL 250-3	Cover paint	917682
	X		Fuchsia	RAL 4006	Cover paint	917683
		X	Red	RAL 3002	Cover paint	911163
		X	Blue	RAL 5015	Cover paint	911169
		X	Yellow	RAL 1007	Cover paint	911162
		X	White	RAL 9010	Cover paint	911115
		X	Green	RAL 6032	Cover paint	911127
		X	Orange	RAL 2000	Cover paint	911146
		X	Black	RAL 9017	Cover paint	911137
		X	Light brown	RAL 1011	Cover paint	911111
		X	Grey	RAL 7004	Cover paint	911114
		X	Brown	RAL 8015	Cover paint	911134

* Please note, presented RAL codes are only references of the original shade used.



Street Workout







Senior Sport



Fitness


Flora products and Play Planetarium

Check what year your product was shipped and select correct maintenance paint / treatment according to table.

					Posts, beams, walls and other brown wooden part			
					Colour	Original treatment	Maintenance	Order code 1 l.
	x				Brown	Covering wood stain	Matt cover paint	911790
		x			Maroon	Covering wood stain	Matt cover paint	911788
			x		Brown	Tone wood stain	Tone wood stain/oil	910714
				x	Brown	Semi-transparent oil	Wood oil	911110






Halo products 230010-020

		Posts and beams		
	Colour	Description of used tone varnish	Maintenance	Order code 1 l.
	Beige	Tone varnish	Tone varnish	919145








Halo Cubic products

Check what year your product was shipped and select correct maintenance paint / treatment according to table.

				Posts and beams			
				Colour	Original treatment	Maintenance	Order code 1 l.
	x			Brown	Covering wood stain	Matt cover paint	911790
		x		Maroon	Covering wood stain	Matt cover paint	911788
			x	Brown	Tone wood oil	Tone wood stain	910714



Painted park furniture

	Colour	Description of used tone varnish	Maintenance	Order code 1 l.
	Teak red	10958/19	Futura Aqua 40	910975
	Grey	TM 7426/08	Helo Aqua 40	919140
	Green	10960/19	Futura Aqua 40	910977
	Light brown	10957/19	Futura Aqua 40	910974
	Dark brown	10957/19	Futura Aqua 40	910976



RAL codes for maintenance paints: Teak red: RAL 0404040 - Grey: RAL 7037 - Green: RAL 1703030 - Light brown: RAL 310-5 - Dark brown: RAL 8028


Oiled park furniture

Preparations for oiled furniture

1. Clean surfaces with brush.
2. Wash surfaces with water, you can also use mild detergent (no bleach).
3. Wash possible molded surfaces at the same time.
4. Rinse the surfaces carefully with clean water (using a hose, no pressure cleaner) and let it dry before oiling.


Please find suitable wood oil from your local hardware store.

Jatoba furniture

	Colour	Description of used oil	Maintenance
	Light brown	Linseed oil	Wood oil



Linax treated furniture

	Colour	Description of used oil	Maintenance
	Clear	Linseed oil	Linseed oil



Maintenance for painted metal parts

The original surface treatment used for the metal parts is polyester powder paint.

Description of maintenance paint: Surface treatment for metal. Car paints can be used as an alternative surface treatment.

Lappset delivers some maintenance paints for metal parts in 0,3 litre containers, but you are also able to purchase similar products from your local hardware store according to the closest RAL code.

Follow the instructions for painting conditions, given by paint manufacturer.

Maintenance paints for metal parts are intended to be used as touch-up paint for scratches and minor defects in surface. Paints are not intended for oversprays of large areas.

Preparations









1. Sand down the area to be painted with G240-320 sandpaper or sanding mat.
2. Clean the surface of any dust and oil.
3. Protect the parts that will not be painted.
4. Use a brush to paint smaller areas. For larger areas, you may use a paint spray, in which case remember to dilute the paint with water.
5. Allow to dry, the drying time is shown on the container.

If you are not sure, which paint or treatment you should choose, please contact our customer service or your local Lappset representative.

Play equipment

			Colour	Original paint closest to *	The colour ref. of the product being maintained **	Lappset order code for 300 ml.
	Metal swings Cloxx		Dark grey	RAL 7024		<i>not provided</i>
	Metal swings Cloxx		Light grey	RAL 9023		<i>not provided</i>
	Metal parts in wooden Play products 2013 -		Grey shimmer	RAL 9022		<i>not provided</i>
<i>previous version</i>	Metal parts in wooden Play products 2007-2013		Grey	RAL 7037	-212	908028***
<i>previous version</i>	Metal parts in wooden Play products - 2007		Red	RAL 3000	-206	908031

Sport equipment

			Colour	Original paint closest to *	The colour ref. of the product being maintained **	Lappset order code for 300 ml.
	Fitness, Street workout and Senior Sport products Theme: Active) Basket ball stands		Turquoise	RAL 690-2	-215	908032
	Fitness, Street workout and Senior Sport products (Theme: Solid)		Grey shimmer	RAL 9022		not provided
	Fitness, Street workout and Senior Sport products (Theme: Slow), Gym products Basket ball stands		Lime green	RAL 250-3	Gym products: -217	908033
	Fitness, Street workout and Senior Sport products (Theme: Joy)		Pink	RAL 4003	-218	908034
	Gym products, Goals		White	RAL 9010	Gym products: -214	not provided
	Gym, Basket ball stands		Dark grey	RAL 7024	Gym products: -205	908029
<i>previous version</i>	Senior Sport products before 2016		Red	RAL 9004	-206	908031

Park furniture

		Colour	Original paint closest to*;	The colour ref. of the product being maintained**	Lappset order code for 300 ml.
NF- & RF-products, Park products with 060-		Black	RAL 9005	060xxx-99	908030
NF- & RF-products Park products with 060- CL and CT Litterbins		Dark green	RAL 6012	060xxx-17, 060xxx-79, CLxx-6012, CTxx-6012	not provided
NF- & RF-products Park products with 060- CL and CT Litterbins		Dark grey	RAL 7024	060xxx-1, 060xxx-78, CLxx-7024, CTxx-6012	908029
NF- & RF-products		Grey	RAL 7042		908027***
NF- & RF-products		Dark grey	RAL 7016		not provided
NF- & RF-products		Dark green	RAL 6007		not provided
Park products with 060-		Beige	RAL 1015	060xxx-16, 060xxx-80	not provided
NF- & RF-bollard rings		Red	RAL 3020		not provided
NF- & RF-bollard rings		Light blue	RAL 6027		not provided
NF- & RF-bollard rings		Orange	RAL 2008		not provided
NF- & RF-bollard rings		Olive green	RAL 6021		not provided
NF- & RF-bollard rings		Mustard	RAL 1004		not provided
NF- & RF-bollard rings		Green	RAL 6017		not provided

* Please note, presented RAL codes are only references of the original shade used.

** Not all products have had a colour specification code at the end of the product number. In these cases, please see the the installation instructions to find the right colour.

*** Maintenance paint colour is not exact match with original color, because the original colour is a metallic colour and is not available as maintenance paint.